Century®

LE Series

SPECIFICATIONS

- These efficient air handlers with fixed speed PSC blower motors are designed for use with a boiler loop, and packed with most wanted features
- They are AHRI matched to RSG-HRG "M & P" Series split system condensers (see charts inside)

APPLICATION

- **Multi-Position Design** – Shipped upflow or horizontal right from the factory, can be field converted to downflow* or horizontal left applications
- **Line Voltage Terminal Block** – Allows fast, simple thermostat connection
- **Slide-Out Blower Assembly** – Mounted on rails to make maintenance and service fast
- **Freeze Protection for Both Heating & Cooling** – Protects the entire system year-round
- **R-410A Factory Installed TXV** – Provides reliable refrigerant metering
- 3/4" Water Connections – Assures correct water supply lines

MULTI-BLOWER SPEED

- Direct drive blower with three speeds easily selected via motor terminals
- Shipped from the factory with disposable filter in the filter rack

ELECTRIC SUPPLY

- 120V, 60 Hz system
- Low voltage terminal block
- Connections can be made from cabinet top or left side

HYDRONIC HEAT

- Comes with hydronic heat coil installed
- Controls are accessible from the front
- Freeze stat wired into circulating pump control circuit

CABINET FEATURES

- Durable galvanized steel cabinet has painted front panels
- 1/2" faced insulation throughout protects against sweating, enhances efficiency

EVAPORATOR COIL

- Copper tube/enhanced aluminum fins
- Non-corrosive drain pans
- Primary and secondary drain connections with alternate right side primary

*Downflow application requires a downflow kit for all models.
See Page 4 for complete list.

HWCG-T SERIES

HYDRONIC AIR HANDLER

PSC Motor & TXV Matched with RSG-HRG "M & P" Series



1-1/2 to 5 Tons

Intertek

AHRI CERTIFIED®

Certification applies only when complete system is listed with AHRI.

Warranty–6 years on parts
(Some limitations apply; see printed warranty for details.)
visit www.century-hvac.com

R-410A

MODEL NUMBER GUIDE

H	W	C	G	24	T	0	A
Air Handler	Water Heat (Hydronic)	Aluminum Fin/ Copper Tube Coil	'Green' Gas R-410A	BTUH Capacity x 1000	TXV with PSC Blower Motor	Voltage Code 0=115V-1-60	Revision Level

HYDRONIC AIR HANDLER (24,36,48,60) WITH PSC MOTOR

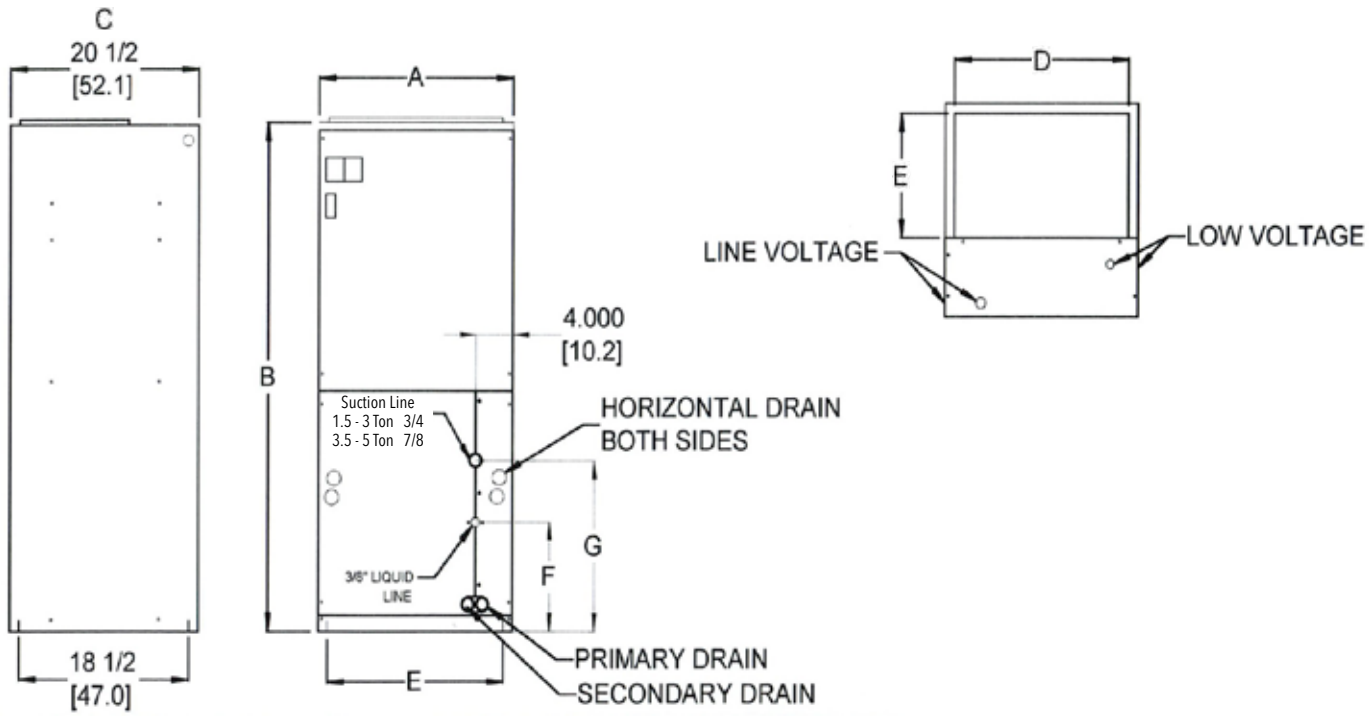

PHYSICAL DIMENSIONS

MODEL	A	B	C	D	E	F	G	FILTER SIZE	PISTON SIZE	SHIPPING WT LBS
HWCG24T0A	21	49 1/4	20 1/2	18 3/4	12	8 1/4	12 1/4	16 x 20	0.059	100
HWCG36T0A	21	49 1/4	20 1/2	18 3/4	12	8 1/4	12 1/4	16 x 20	0.074	147
HWCG48T0A	24 1/2	57	20 1/2	22 1/4	14 3/4	13	18	20 x 20	0.084	180
HWCG60T0A	24 1/2	57	20 1/2	22 1/4	14 3/4	13	18	20 x 20	0.092	200

PERFORMANCE DATA - 3.5 GPM PUMP (NOT PROVIDED MUST BE FIELD INSTALLED)

MODEL	PERFORMANCE DATA						ELECTRICAL DATA	
	COOLING NOM. TONS	HEATING COIL		HEATING CAP BTUH @ 3.5 GPM*			MIN. CIRC. AMPACITY	MAX. FUSE/ CIRCUIT BREAKER
		ROW	SIZE	120° F EWT	140° F EWT	180° F EWT		
HWCG24T0A	1.5 - 2.0	3	18" X 12"	21,600	30,500	48,400	4.1	15A
HWCG36T0A	2.5 - 3.0	3	18" X 12"	29,800	42,100	67,300	7.4	15A
HWCG48T0A	3.5 - 4.0	4	22" X 14 1/2"	45,900	64,900	98,000	12.5	25A
HWCG60T0A	5.0	4	22" X 14 1/2"	47,800	67,600	102,200	12.5	25A

*At high speed setting

MODEL NUMBER GUIDE

H	W	C	G	23	T	0	A
Air Handler	Water Heat (Hydronic)	Aluminum Fin/ Copper Tube Coil	'Green' Gas R-410A	BTUH Capacity x 1000	TXV with PSC Blower Motor	Voltage Code 0=115V-1-60	Revision Level

HYDRONIC AIR HANDLER (23,35,47) WITH PSC MOTOR

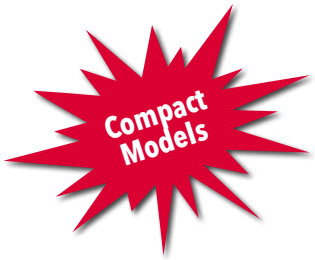

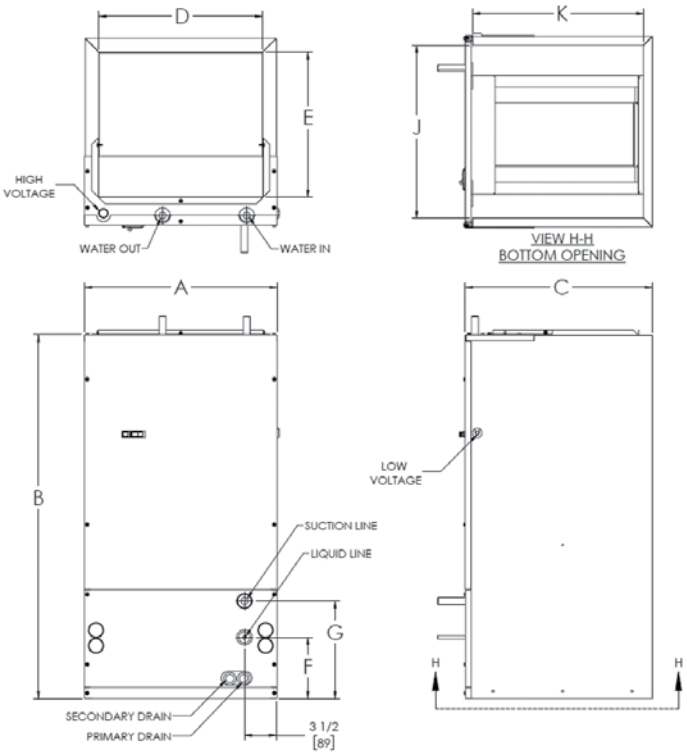

MODEL NUMBER GUIDE

MODEL	A	B	C	D	E	F	G	J	K	FILTER SIZE	PISTON SIZE	SHIPPING WT LBS
HWCG23T0A	21	40	20 1/2	18	16	6 3/4	10 3/4	18 1/2	18 1/2	16 x 20	0.059	100
HWCG35T0A	21	42	23	18	19	8 3/4	12 3/4	18	20	20 x 20	0.068	170
HWCG47T0A	21	48	28	18	24	11 3/4	15 3/4	18	25	20 x 25	0.084	200
HWCG59T0A	21	48	28	18	24	11 3/4	15 3/4	18	25	20 x 25	0.084	200

PERFORMANCE DATA - 3.5 GPM PUMP (NOT PROVIDED MUST BE FIELD INSTALLED)

MODEL	PERFORMANCE DATA						ELECTRICAL DATA	
	COOLING NOM. TONS	HEATING COIL		HEATING CAP BTUH @ 3.5 GPM*			MIN. CIRC. AMPACITY	MAX. FUSE/ CIRCUIT BREAKER
		ROW	SIZE	120° F EWT	140° F EWT	180° F EWT		
HWCG23T0A	1.5 - 2.0	3	2.1	25,000	35,300	56,300	4.1	15A
HWCG35T0A	2.5 - 3.0	4	1.1	38,750	54,805	84,820	7.4	15A
HWCG47T0A	3.5 - 4.0	4	0.8	48,200	68,125	98,640	12.5	25A
HWCG59T0A	3.5 - 5.0**	4	0.8	48,200	68,125	98,640	12.5	25A

*At high speed setting

**Due to limited airflow - not all 5-Ton condensers will work. Check approved matches on www.marsdeliversratings.com or www.ahridirectory.org

Century®

LE Series

DOWNFLOW KITS

MODEL	AIR HANDLER MATCH
DFK-2	HWCG24X0A, HWCG24T0A
DFK-3	HWCG23X0A, HWCG23T0A
DFK-5	HWCG30X0A
DFK-6	HWCG35X0A, HWCG35T0A
DFK-7	HWCG36T0A
DFK-9	HWCG42X0A, HWCG48X0A, HWCG60T0A
DFK-10	HWCG47X0A, HWCG47T0A, HWCG59X0A, HWCG59T0A
DFK-11	HWCG48T0A
DFK-12	HWCG60X0A

BLOWER DATA

MODEL	MOTOR HP	MOTOR VOLTAGE	SPEED TAP	CFM* V. EXTERNAL STATIC					AMPS
				0.10	0.20	0.30	0.40	0.50	
HWCG24T0A	1/5	115-1-60	Low	780	740	700	645	585	2.8
			High	850	800	745	685	620	
HWCG36T0A	1/3	115-1-60	Low	925	910	850	825	800	5.8
			High	1330	1270	1205	1140	1070	
HWCG48T0A HWCG60T0A	3/4	115-1-60	Low	1360	1340	1310	1280	1230	9.5
			Medium	1530	1470	1420	1360	1310	
			High	1730	1670	1600	1540	1480	

BLOWER DATA - COMPACT MODELS

MODEL	MOTOR HP	MOTOR VOLTAGE	SPEED TAP	CFM* V. EXTERNAL STATIC					AMPS
				0.10	0.20	0.30	0.40	0.50	
HWCG23T0A	1/5	115-1-60	Low	825	780	735	675	630	2.8
			High	865	815	780	705	640	
HWCG35T0A	1/3	115-1-60	Low	995	980	750	915	885	5.8
			High	1220	1165	1130	1060	1000	
HWCG47T0A HWCG59T0A	3/4	115-1-60	Low	1350	1315	1300	1245	1205	9.5
			Medium	1500	1450	1400	1350	1315	
			High	1670	1615	1560	1515	1450	

Due to ongoing product improvements, specifications and dimensions are subject to change and correction without notice or incurring obligations. Determining the application and suitability for use of any product is the responsibility of the installer. Additionally, the installer is responsible for verifying dimensional data on the actual product prior to beginning any installation preparations. Third party incentive and rebate programs have precise requirements as to product performance and certification. All products meet applicable regulations in effect on date of manufacture; however, certifications are not necessarily granted for the life of a product. Therefore, it is the responsibility of the applicant to determine whether a specific model qualifies for these incentive/rebate programs.

"This product complies with all California product labeling laws including, but not limited to, the Safe Drinking Water and Toxic Enforcement Act of 1986, more commonly known as Proposition 65."

1900 Wellworth Ave., Jackson MI 49203 • 517.787.2100
www.heatcontroller.com • www.century-hvac.com

HEAT CONTROLLER
Confidence in any climate
Century

CY-HWCG-T0A_SPEC 3/26