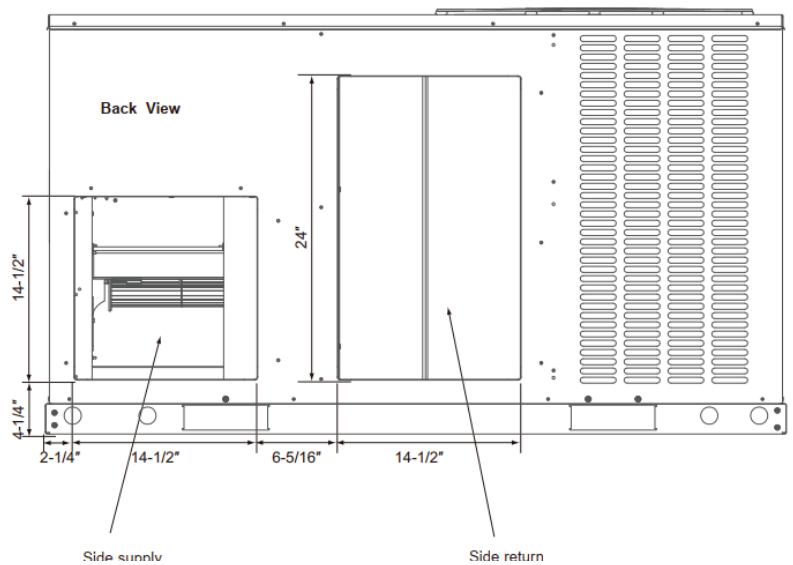
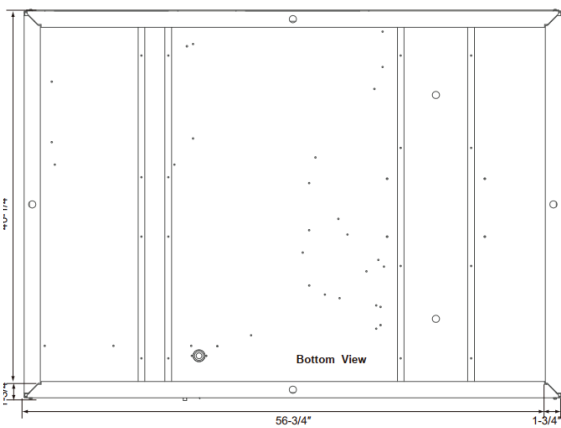
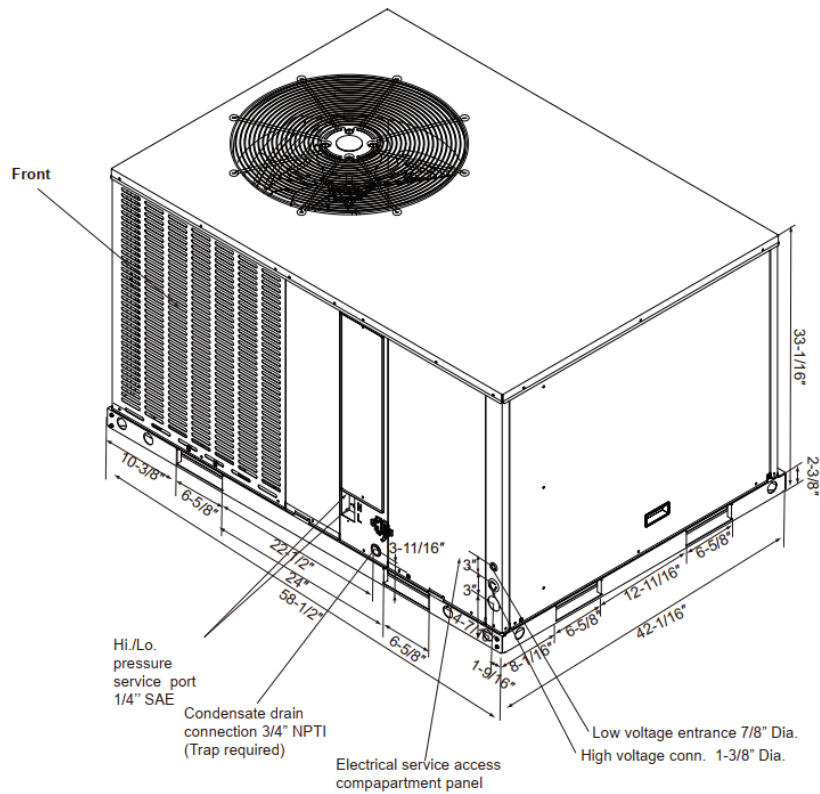


Submittal

RHP6000S1A - Heat Pump Packaged Unit



PRODUCT SPECIFICATIONS:

MODEL	RHP6000S1A
POWER CONNS. - V/PH/HZ	208-230/1/60
MIN. BRCH. CIR. AMPACITY	48.25
BR. CIR. PROT. RTG. - MAX. (AMPS)	81.25
SOUND POWER LEVEL [dB(A)]	80
COMPRESSOR	SCROLL
NO. USED- NO. SPEEDS	1 - 1
VOLTS/PH/HZ	208-230/1/60
R.L. AMPS- L.R. AMPS	33- 127.9
FACTORY INSTALLED	
START COMPONENTS	NO
INSULATION/SOUND BLANKET	NO
COMPRESSOR HEAT	NO
OUTDOOR FAN	
DIA. (IN.)	23.6
TYPE DRIVE- NO. SPEEDS	DIRECT - 10
MOTOR HP	1/4
MOTOR SPEED R.P.M.	200~980
VOLTS/PH/HZ	208-230/1/60
F.L. AMPS	1
OUTDOOR COIL- TYPE	PLATE FIN
ROWS- F.P.I.	2.5 - 1.3
FACE AREA (SQ. FT.)	15.30
TUBE SIZE (IN.)	9/32
INDOOR FAN- TYPE	Centrifugal - PSC
DRIVE- NO. SPEEDS	DIRECT - 5
CFM VS. IN. WG.	See Fan Performance Table
MOTOR HP	3/4
MOTOR SPEED R.P.M.	1050
VOLTS/PH/HZ	208-230/1/60
F.L. AMPS	6.0
INDOOR COIL- TYPE	PLATE FIN--all AL
ROWS- F.P.I.	4 - 1.5
FACE AREA (SQ. FT.)	6.43
TUBE SIZE (IN.)	9/32
REFRIGERANT CONTROL	ORIFICE
REFRIGERANT	
LBS. - R-410 (O.D. UNIT)	9 LBS.-4 OZ.
DIMENSIONS	W X H X D
CRATED (IN.)	59-1/4X34-1/16X42-1/4
WEIGHT	
SHIPPING (LBS.)	466
NET (LBS.)	457



Submittal

RHP6000S1A

FEATURES:

- Powder-coated galvanized steel cabinet
- Electric heat kit available as a field-installed option
- High-efficiency compressors operate smoothly and quietly
- Fit universal curbs
- All sizes fit in a standard truck bed
- Convenient access panels; slide out design for blower motor
- AHRI Certified and ETL listed





Heater Kit Model Used	Electric Heat (kW)	Min. Circuit Ampacity		Max. Fuse or Breaker (HACR) Ampacity	
		230V	208V	230V	208V
EHK-05J	5	23	26	25	30
EHK-08J	7.5	34	40	35	40
EHK-10J	10	36.1	41.7	46	53
EHK-15J	15	54.2	62.5	68	79
EHK-20J	20	72.3	83.4	91	105

Motor Speed		AIR FLOW PERFORMANCE							
		<i>Factory set at Medium High Speed</i>							
		External Static Pressure-Inches W.C. (kPa)							
			0(0)	0.1(.02)	0.2(.05)	0.3(.07)	0.4(.10)	0.5(.12)	0.6(.15)
Low	CFM	1885	1833	1782	1734	1689	1643	-	-
Medium	CFM	2048	1999	1950	1901	1826	1826	1783	1695
High	CFM	2364	2318	2270	2217	2132	2132	2091	1479